

 **Eureka**<sup>®</sup>

*Woodheating*



**GENERATIONS  
IN THE MAKING**

AUSTRALIAN WOODHEATERS



View Eureka woodheaters  
in your space.

FREESTANDING WOODHEATERS	2
INSERT WOODHEATERS	10
DOUBLE SIDED WOODHEATERS	16
OUR AUSTRALIAN HERITAGE	17
INSTALLATION	18

 **Eureka**<sup>®</sup>  
*Woodheating*



Immerse yourself in  
the dynamic range of  
Eureka woodheaters.  
Proudly crafted over  
three generations in  
country Victoria.

## *Quality Guarantee*

All of our heaters are built to last. That's why we  
guarantee all of our fireboxes to last 10 years.



# Find your perfect Eureka woodheater.

**Not sure which woodheater is right for your home?  
We've made it easy.**

Our new online Woodheater Selector Tool takes the guesswork out of choosing the right model. In just a few simple questions, we'll guide you toward the heaters best suited to your space, insulation, ceiling height and lifestyle.

What kind of woodheater are you looking for?

Freestanding



Freestanding woodheaters are standalone units, installed directly into your living space. They don't require an existing fireplace.

Insert



Insert woodheaters are designed to be built into a wall using a Zero Clearance Box or fitted neatly into an existing hearth space to improve your heating efficiency.

Double Sided



Double Sided woodheaters feature two front-facing doors. Instead of one, often designed for large open spaces, or to directly heat two rooms.

In terms of style, are you looking for Modern or Rustic/Traditional?

Modern



Rustic/Traditional



How large is the area you need to heat?

50 - 150m<sup>2</sup>



Approx. 2 bedrooms

160 - 260m<sup>2</sup>



Approx. 2-3 bedrooms

260 - 300m<sup>2</sup>



Approx. 3-4 bedrooms

300m<sup>2</sup>+



Large 4+ bedrooms

Is your home poorly insulated or does it have high ceilings?

Yes




Poor insulation (or many large windows, fireplaces, draughts) or high ceilings can cause heat loss. You may require a larger, double faced, or a larger heater to allow for the extra volume in the room.

No



A well insulated room will hold heat more effectively, meaning you don't need to up size to a larger heater than you floor plan suggests.

Simply scan the QR code to get started and discover the ideal woodheater for your home.





# View Eureka woodheaters in your space.

Look for this icon and point your smartphone or tablet camera at the QR code.



See it in your home



# Freestanding Discovery Series

With clever design features and Eureka's pre-heated primary air technology, the freestanding Discovery Series is certain to impress. Loading firewood has never been easier, with the flat-window models encompassing a tall ergonomic pedestal. Should you simply wish to be absorbed by the flickering flames, the elegant bay window models will provide a stunning view.

## Nugget

The Eureka Nugget is known all around Australia for its functionality and hardworking nature. This tough as nails radiant style unit has an exceptionally deep firebox, allowing you to fit logs that similar sized units would be envious of. The Nugget also incorporates a radiant cook top for your pots and pans, as well as a raised shelf for simmering. The Eureka Nugget truly is a tireless contributor to any Aussie home.



- ⊕ Boil & simmer on top or back shelf
- ⊕ Firebrick lined
- ⊕ Extra deep firebox for easy loading
- ⊕ 10 Year firebox warranty
- ⊕ Tall pedestal for easy loading



**Capacity**  
180m<sup>2</sup>



**Log Width**  
485mm



**Flue Size**  
150mm

**Efficiency**  
69%<sup>†</sup>

**Emissions**  
1.1g/kg

**Output**  
16kW<sup>†</sup>



See it in your home

- ⊕ 3-Speed fan
- ⊕ Firebrick lined
- ⊕ 8mm steel baffle plate
- ⊕ Dual pre-heated primary air
- ⊕ Cool-touch casing
- ⊕ 10 Year firebox warranty

## Onyx 300



**Capacity**  
300m<sup>2</sup>



**Log Width**  
630mm



**Flue Size**  
150mm

**Efficiency**  
65%<sup>†</sup>

**Emissions**  
1.3g/kg

**Output**  
17kW<sup>‡</sup>

## Solitaire 350



**Capacity**  
350m<sup>2</sup>



**Log Width**  
630mm



**Flue Size**  
175mm

**Efficiency**  
66%<sup>†</sup>

**Emissions**  
0.9g/kg

**Output**  
20kW<sup>‡</sup>

## Opal 180



**Capacity**  
180m<sup>2</sup>



**Log Width**  
490mm



**Flue Size**  
150mm

**Efficiency**  
69%<sup>†</sup>

**Emissions**  
0.9g/kg

**Output**  
14kW<sup>‡</sup>



See it in your home

- ⊕ 3-Speed fan
- ⊕ Firebrick lined
- ⊕ 8mm steel baffle plate
- ⊕ Tall pedestal for easy loading
- ⊕ 10 Year firebox warranty

## Miner 260



**Capacity**  
260m<sup>2</sup>



**Log Width**  
545mm



**Flue Size**  
150mm

**Efficiency**  
72%<sup>†</sup>

**Emissions**  
1.4g/kg

**Output**  
21kW<sup>‡</sup>



## Garnet 320



**Capacity**  
320m<sup>2</sup>



**Log Width**  
620mm



**Flue Size**  
175mm

**Efficiency**  
65%<sup>†</sup>

**Emissions**  
1.3g/kg

**Output**  
24kW<sup>‡</sup>

Freestanding Woodheaters

---



*Freestanding*  
Radiant Series

Sure to become a design icon — the sleek and modern Eureka Radiant series provides all the benefits of radiant style wood heating. Perfect for homes with poor insulation or high ceilings, radiant heaters emit heat directly through the outer surface of the firebox, rapidly warming your space.



Features improved rear clearances and hearth requirements making installation a breeze!

## Jade mk2 160



**Capacity**  
160m<sup>2</sup>



**Log Width**  
480mm



**Flue Size**  
150mm

**Efficiency**  
64%<sup>†</sup>

**Emissions**  
0.7g/kg

**Output**  
10kW<sup>‡</sup>

- ⊕ Firebrick lined
- ⊕ 6mm dual skinned baffle with incorporated secondary air
- ⊕ Heavy duty cast iron door
- ⊕ 10 Year firebox warranty



## Amber mk2 240



**Capacity**  
240m<sup>2</sup>



**Log Width**  
535mm



**Flue Size**  
150mm

**Efficiency**  
68%<sup>†</sup>

**Emissions**  
0.9g/kg

**Output**  
12kW<sup>‡</sup>

## Jasper mk2 320



**Capacity**  
320m<sup>2</sup>



**Log Width**  
570mm



**Flue Size**  
150mm

**Efficiency**  
66%<sup>†</sup>

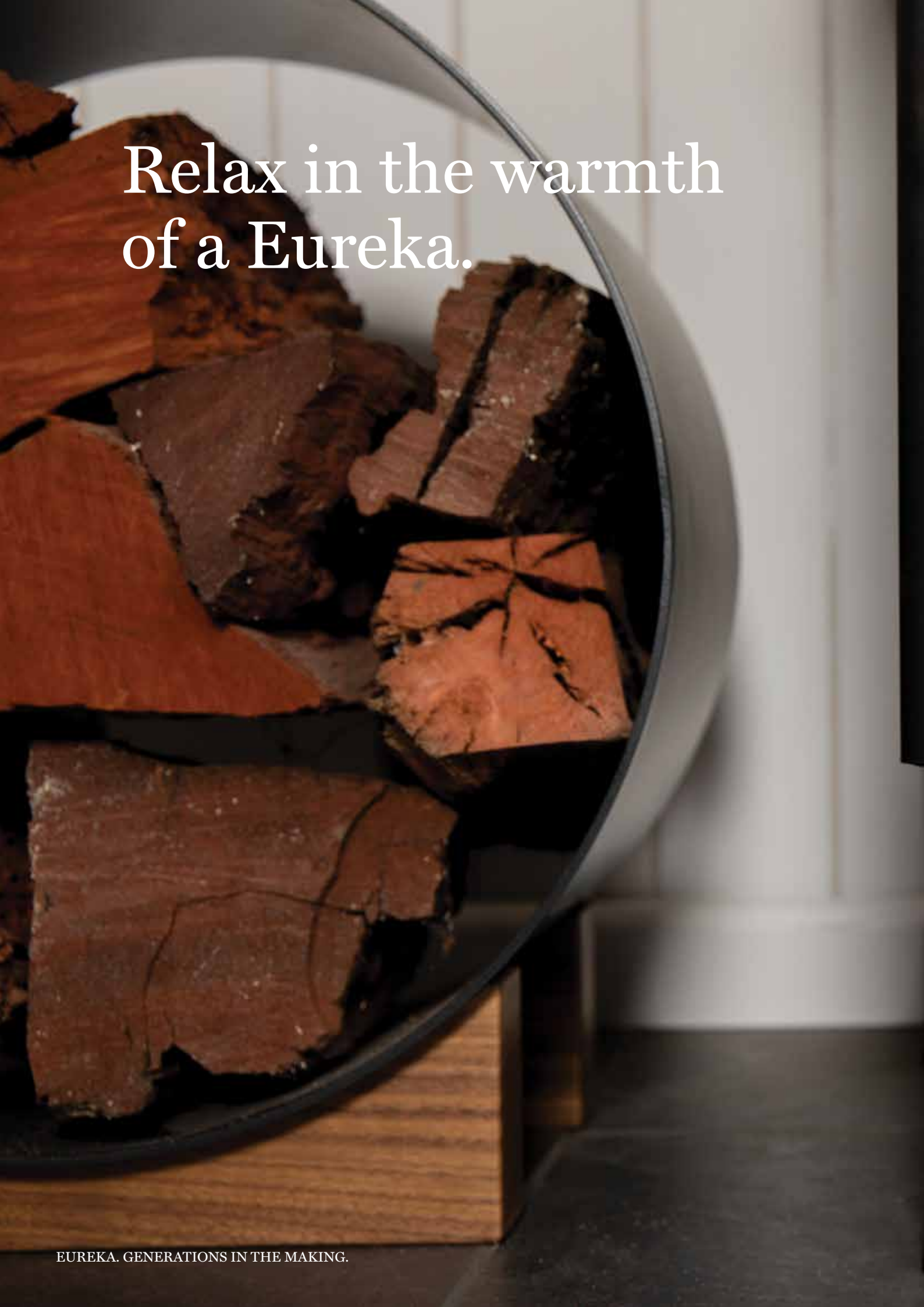
**Emissions**  
1.0g/kg

**Output**  
14kW<sup>‡</sup>



See it in your home

- ⊕ Firebrick lined
- ⊕ Dual baffle system featuring 8mm primary baffle
- ⊕ “Boost Air” for easier ignition
- ⊕ Heavy duty cast iron door
- ⊕ 10 Year firebox warranty



Relax in the warmth  
of a Eureka.



# *Freestanding* Selection Series

Why compromise between performance and style! The Selection Series range is perfect for those looking to invest in a striking centre piece for their home, guaranteeing dependable heat for many winters to come.





\*pictured with optional black handle kit



See it in your home

- ⊕ Sleek & modern design
- ⊕ 3-Speed fan with thermostatic switch
- ⊕ Cast iron lined
- ⊕ 8mm steel baffle plate
- ⊕ 10 Year firebox warranty
- ⊕ Dual pre-heated primary air
- ⊕ Dual-action handle latch
- ⊕ Black handle option available

## Pearl Freestanding 260



**Capacity**  
260m<sup>2</sup>



**Log Width**  
540mm



**Flue Size**  
150mm

**Efficiency**  
80%<sup>†</sup>

**Emissions**  
0.9g/kg

**Output**  
16kW<sup>‡</sup>

## Ruby Freestanding 330



**Capacity**  
330m<sup>2</sup>



**Log Width**  
595mm



**Flue Size**  
150mm

**Efficiency**  
76%<sup>†</sup>

**Emissions**  
1.3g/kg

**Output**  
17kW<sup>‡</sup>

## Pearl Modular 260



**Capacity**  
260m<sup>2</sup>



**Log Width**  
540mm



**Flue Size**  
150mm

**Efficiency**  
80%<sup>†</sup>

**Emissions**  
0.9g/kg

**Output**  
16kW<sup>‡</sup>



## Ruby Modular 330



**Capacity**  
330m<sup>2</sup>



**Log Width**  
595mm



**Flue Size**  
150mm

**Efficiency**  
76%<sup>†</sup>

**Emissions**  
1.3g/kg

**Output**  
17kW<sup>‡</sup>



- ⊕ Sleek & modern design
- ⊕ 750 and 1200mm bench options
- ⊕ 3-Speed fan with thermostatic switch
- ⊕ Cast iron lined
- ⊕ 8mm steel baffle plate
- ⊕ 10 Year firebox warranty
- ⊕ Dual pre-heated primary air
- ⊕ Dual-action handle latch
- ⊕ Black handle option available

# Insert Discovery Series

Turn a draughty open fireplace into a highly efficient heat source! Designed with functionality, efficiency and durability in mind, the Discovery series inbuilt range will keep you warm through the coldest, darkest winters.



- ⊕ 3-Speed fan
- ⊕ Firebrick lined
- ⊕ 8mm steel baffle plate
- ⊕ 10 Year firebox warranty
- ⊕ Zero clearance compatible

## Opal 160



**Capacity**  
160m<sup>2</sup>



**Log Width**  
490mm



**Flue Size**  
150mm

**Efficiency**  
72%<sup>†</sup>

**Emissions**  
0.9g/kg

**Output**  
14kW<sup>‡</sup>

## Stockade 240



**Capacity**  
240m<sup>2</sup>



**Log Width**  
545mm



**Flue Size**  
150mm

**Efficiency**  
67%<sup>†</sup>

**Emissions**  
1.5g/kg

**Output**  
17kW<sup>‡</sup>

## Garnet 280



**Capacity**  
280m<sup>2</sup>



**Log Width**  
620mm



**Flue Size**  
175mm

**Efficiency**  
65%<sup>†</sup>

**Emissions**  
1.4g/kg

**Output**  
21kW<sup>‡</sup>



Proudly made in  
country Victoria.

# *Insert* Selection Series

The apex of Australian wood heating! This visually striking series offers the very best of Eureka design, functionality and endeavour. Their narrow fascia's allow the heater to sit neatly within your wall or fireplace. Take comfort as the warmth is generously distributed throughout your home.





See it in your home

- ⊕ Sleek & modern design
- ⊕ 3-Speed fan with thermostatic switch
- ⊕ Cast iron lined
- ⊕ 8mm steel baffle plate
- ⊕ 10 Year firebox warranty
- ⊕ Dual pre-heated primary air
- ⊕ Dual-action handle latch
- ⊕ Zero Clearance Option features "flush-fit fascia (3mm)"
- ⊕ Black handle option available

## Pearl 240



**Capacity**  
240m<sup>2</sup>



**Log Width**  
540mm



**Flue Size**  
150mm

**Efficiency**  
74%<sup>†</sup>

**Emissions**  
1.0g/kg

**Output**  
12kW<sup>‡</sup>

## Ruby 300



**Capacity**  
300m<sup>2</sup>



**Log Width**  
595mm



**Flue Size**  
150mm

**Efficiency**  
68%<sup>†</sup>

**Emissions**  
1.4g/kg

**Output**  
15kW<sup>‡</sup>

The perfect  
work-life balance.





# Double Sided Range




These heaters truly provide a heart for any home. Whether you're looking for a powerful heating source, a luxurious centrepiece, or the flamed vitality of a wood burning heater — this range gives incredible flexibility and warmth in multiple rooms (capable of heating up to 420m<sup>2</sup>).

For further double sided range installation options, such as dual room functionality, speak to your local dealer, or download the Double Sided Reference guide at [www.eurekaheating.com.au](http://www.eurekaheating.com.au)



## Jewel 420 Freestanding




- ⊕ 2x 3-speed fans with thermostatic switch
- ⊕ Cast iron lined
- ⊕ 8mm steel baffle plate
- ⊕ 10 Year firebox warranty
- ⊕ Dual-action handle latch
- ⊕ Dual pre-heated primary air
- ⊕ Through-wall options available
- ⊕ Black handle option available

		
<b>Capacity</b> 420m <sup>2</sup>	<b>Log Width</b> 530mm	<b>Flue Size</b> 175mm
<b>Efficiency</b> 62%	<b>Emissions</b> 1.2g/kg	<b>Output</b> 25kW†



## Jewel 420 Modular




- ⊕ 2x 3-speed fans with thermostatic switch
- ⊕ Cast iron lined
- ⊕ 8mm steel baffle plate
- ⊕ 10 Year firebox warranty
- ⊕ Dual-action handle latch
- ⊕ Dual pre-heated primary air
- ⊕ 1200mm bench option
- ⊕ Black handle option available

		
<b>Capacity</b> 420m <sup>2</sup>	<b>Log Width</b> 530mm	<b>Flue Size</b> 175mm
<b>Efficiency</b> 62%	<b>Emissions</b> 1.2g/kg	<b>Output</b> 25kW†



## Jewel 400 Insert

- ⊕ 2x 3-speed fans with thermostatic switch
- ⊕ Cast iron lined
- ⊕ 8mm steel baffle plate
- ⊕ 10 Year firebox warranty
- ⊕ Dual-action handle latch
- ⊕ Dual pre-heated primary air
- ⊕ Masonry installation only
- ⊕ Black handle option available

		
<b>Capacity</b> 400m <sup>2</sup>	<b>Log Width</b> 530mm	<b>Flue Size</b> 175mm
<b>Efficiency</b> 62%	<b>Emissions</b> 1.2g/kg	<b>Output</b> 25kW†

# From our family to yours...

After WWII and seeking new opportunities, Frank Gason, his wife Jean and their young family moved from Geelong to Ararat, Victoria and started AF Gason Pty Ltd.

Since 1946, continuous generations of the Gason family have lived and worked in this Rural City, with their presence remaining strongly felt in the community to this day. As the company has grown it has become one of the largest regional employers in the area, with the Gason name recognised not only locally but also nationally and internationally.

With core values of honesty, respect and openness, the family endeavour to ensure the wellbeing of staff, their families and the community is paramount. The importance of achieving an effective work/life balance is considered in the daily operations of the company – in fact one of the operational rules is to value family life within the community! From supporting local churches, schools, sport clubs and community groups through to finance, advice, leadership, and participation, Gason are committed to this great part of country Victoria.

Always striving to ensure the sustainability of employment through good times and bad whilst demonstrating integrity, ethical conduct, honesty and fairness in all their business dealings, the Gason family desire to provide employees with challenges, opportunities, and personal satisfaction whilst recognising their value and contribution.

From the humble beginnings of the motor trimming business, many members of the Gason clan have worked in the business. At the time of publication, 4 members of the family, spanning 3 generations, fill central roles with the manufacturer:

- Wayne Gason**    **Managing Director**
- Morgan Gason**    **Heater Division Manager**
- Riley Gason**    **Production Manager**
- Oakley Gason**    **Agricultural Division Administrator**

The Gason family is proud of the business's heritage and are committed to continue designing, manufacturing and marketing high quality woodheaters tailored for the Australian market – timeless products that are designed for living and made for generations.



*Frank Gason founded AF Gason Pty Ltd in 1946*



*Gason Tractor Cabin Assembly line, circa 1950s*




# Installation

## Zero Clearance Installation

Don't have a brick chimney, but love the sleek look of a Eureka Insert? All of the Eureka Inserts (exc. double sided range) are Zero Clearance Install compatible using the relevant Eureka Zero Clearance Cabinet. This allows for a broader range of ways to incorporate a Eureka Insert heater into your living space.

### Step 1



### Step 2



### Step 3



A Zero Clearance Cabinet allows for safe installation into timber framework with minimal clearances to the unit. Once your framework is built, it is as simple as cladding the front face with a cement sheet or equivalent, and your Eureka Insert heater is safely installed as a focal point to your room.

Minimum framing dimensions are an indicative guide only. **DO NOT** begin any construction prior to consulting the full Zero Clearance Installation guide for the relevant unit. Full Installation instructions available at [www.eurekaheating.com.au](http://www.eurekaheating.com.au)

### Minimum Zero Clearance Framing Dimensions

Model	H	W	D
Opal, Stockade	810	916	565
Garnet	868	1035	570
Pearl	1000	915	635
Ruby	1000	1055	610

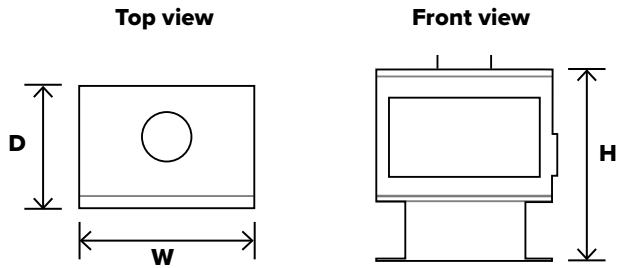
Specifications detail minimum framework opening (inclusive of clearance from Zero Box to combustible framework)

## Elevated Insert Installations

Raising your Eureka Insert installation above floor level? You may be able to reduce your minimum hearth depth to 300mm. Refer to the following table as a guide on how high your unit must be raised to achieve the reduced hearth depth. For further detail, please consult the owner's manual for your unit.



	REF	OPAL		STOCKADE		GARNET		PEARL		RUBY	
<b>Hearth width</b>	X	890mm (min.)		950mm (min.)		1035mm (min.)		945mm (min.)		1000mm (min.)	
<b>Hearth raised</b>	Y	0mm	155mm (min.)	0mm	132mm (min.)	0mm	197mm (min.)	0mm	175mm (min.)	0mm	140mm (min.)
<b>Hearth depth from front of fascia</b>	Z	530mm (min.)	300mm (min.)	510mm (min.)	300mm (min.)	610mm (min.)	300mm (min.)	530mm (min.)	300mm (min.)	530mm (min.)	300mm (min.)



## Freestanding Specifications

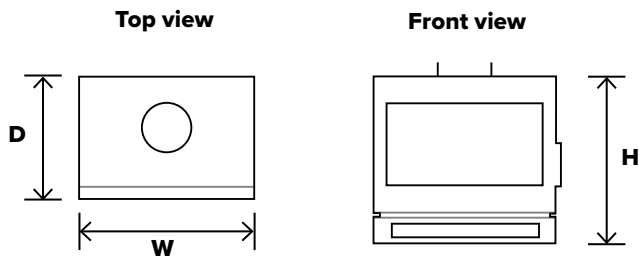
ALL HEATERS ARE METALLIC BLACK AS STANDARD

Dimensions & clearances	Flue type	Overall dimensions width/height/depth			Back of Woodheater to Flue Centre	Clearance to Combustibles			Minimum hearth size width/depth/thickness***				
		W	H	D		mm	Rear	Side	Corner	W	D	T	mm in front of unit
Freestanding models	Solid / perforated												
Jade mk2	Perforated	585	770	452	183	175*	575	375	680	885	6	300	
Jade mk2	Half Shield	585	770	452	183	150	600	375	680	865	6	300	
Amber mk2	Perforated	640	861	518	193	200*	725	425	820	1133	6	450	
Amber mk2	Half Shield	640	861	518	193	175	725	425	820	1108	6	450	
Jasper mk2	Perforated	675	875	557	196	200*	825	550 / 425**	820	1244	30	530	
Jasper mk2	Half Shield	675	875	557	196	350	900	575 / 475**	820	1394	30	530	
Opal	Perforated	650	800	508	180	125*	325	150	890	960	12	400	
Miner	Perforated	710	937	570	180	150*	400	175	950	1050	18	400	
Garnet	Perforated	782	1008	570	180	150*	450	200	1020	1100	20	450	
Onyx	Perforated	775	795	595	165	100	330	50	1170	1020	4	300	
Solitaire	Perforated	850	825	620	180	100*	425	100	960	1075	6	450	
Nugget	Perforated	610	710	650	175	50*	550	170	770	910	9	300	
Pearl	Solid/Perforated	690	765	548	205	155/50*	325	50/75	945	1000/895	9	300	
Ruby	Solid/Perforated	748	828	548	205	50*	325	50	1000	895	9	300	
Jewel	Solid/Perforated	695	765	745	N/A	N/A	330	N/A	940	1590	6	460	

\*180 degree x 900mm stainless flue shield must be installed between active and outer flue to achieve minimum rear wall clearance

\*\* Requires additional side wing heat shields to achieve minimum corner clearance (purchased separately)

\*\*\*Minimum hearth size includes rear clearance to combustible wall



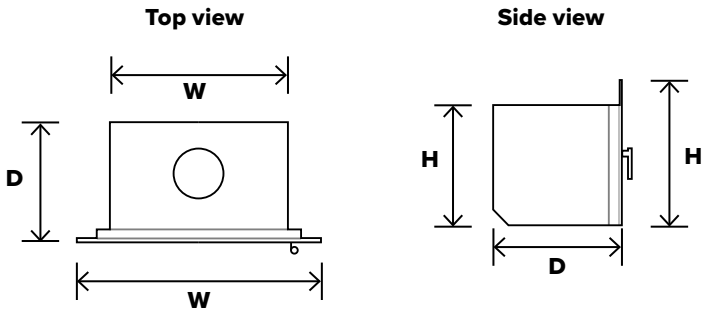
ALL HEATERS ARE METALLIC BLACK AS STANDARD

## Modular Specifications

Dimensions & clearances	Flue type	Overall dimensions width/height/depth			Back of Woodheater to Flue Centre	Clearance to Combustibles			Minimum hearth size width/depth/thickness				
		W	H	D		mm	Rear	Side	Corner	W	D	T	mm in front of unit
Modular models	Solid / perforated												
Pearl	Sol. / Perf.	690	635	548	205	155/50*	325	50/75*	945	1005/900	140	330	
Ruby	Sol. / Perf.	748	676	548	205	50*	325	50*	1000	895	140	330	
Jewel	Sol. / Perf.	695	653	745	N/A	N/A	475	N/A	940	1890	32	570	
Pearl w/ Bench	Sol. / Perf.	690	635	548	205	155/50*	325	50/75*	945	1005/900	9	330	
Ruby w/ Bench	Sol. / Perf.	748	676	548	205	50*	325	50*	1000	895	9	330	
Jewel w/ Bench	Sol. / Perf.	695	653	745	N/A	N/A	475	N/A	940	1375	6	330	
1200mm Bench	-	1200	280	550	-	-	-	-	-	-	-	-	
750mm Bench	-	750	400	550	-	-	-	-	-	-	-	-	
Jewel Bench	-	1200	280	775	-	-	-	-	-	-	-	-	

\*180 degree x 900mm stainless flue shield must be installed between active and outer flue to achieve minimum rear wall clearance

# Installation



## Insert Specifications

ALL HEATERS ARE METALLIC BLACK AS STANDARD

Dimensions & clearances	Overall dimensions width/height/depth			Rear casing dimensions			Clearance to combustibles — from base of appliance			Minimum hearth size				Back of fascia to flue centre
										Masonry installation		ZCC install		
Insert Models	W	H	Fascia Depth	W	H	D	Side	To Mantle Shelf	To Breast Plate	W	D	T	mm in front of ZCB***	mm
Opal	882	750	42	570	595	365	50	1100	1040	890	530*	12	570*	232
Stockade	922	758	42	631	635	430	50	1390	1340	950	510*	12	550*	296
Garnet	994	828	42	700	706	430	50	1545	1545	1035	610*	18	650*	295
Pearl Masonry	855	640	16	751	595	484	55	1500**	1410	945	550*	18	550*	326
Pearl ZC	850	671	3	Refer to ZC Install Guide			55	1500**	1410	945	N/A	18	550*	N/A
Ruby Masonry	935	705	16	808	651	484	35	1500**	1410	1000	520*	18	520*	326
Ruby ZC	930	736	3	Refer to ZC Install Guide			35	1500**	1410	1000	N/A	18	520*	N/A
Jewel	875	702	16	751	644	708	205	1127	1127	940	570*	32	N/A	354

\* Minimum hearth depth in front of unit can be reduced by raising the appliance above combustible materials (Consult your local dealer/page 18 of this brochure, or the owners manual for full details)

\*\* Mantle deflector required to achieve mantle clearance (included with woodheater)

\*\*\* Hearth must also be installed beneath ZCC - refer to install guide for exact specifications

Notes: ‡ All KW Outputs quoted are Peak Power. † All Efficiencies quoted are Peak Efficiency %. All dimensions are in mm. Dimensions and clearances shown are for reference only. Refer to the Owner's Manual for exact specifications prior to installation.

All information in this brochure was correct at the time of printing, February 2026, however Eureka Woodheating reserves the right to change specifications without notice. Colours shown are as close as printing method allow. Installation should be carried out by a qualified installer.

All fireplace inserts must be installed into a masonry chimney or Eureka Zero Clearance Cabinet, and be fully flued.



Your local Eureka dealer



AF Gason Pty Ltd  
Phone: 03 9763 2700  
heating@gason.com.au

[www.eurekaheating.com.au](http://www.eurekaheating.com.au)